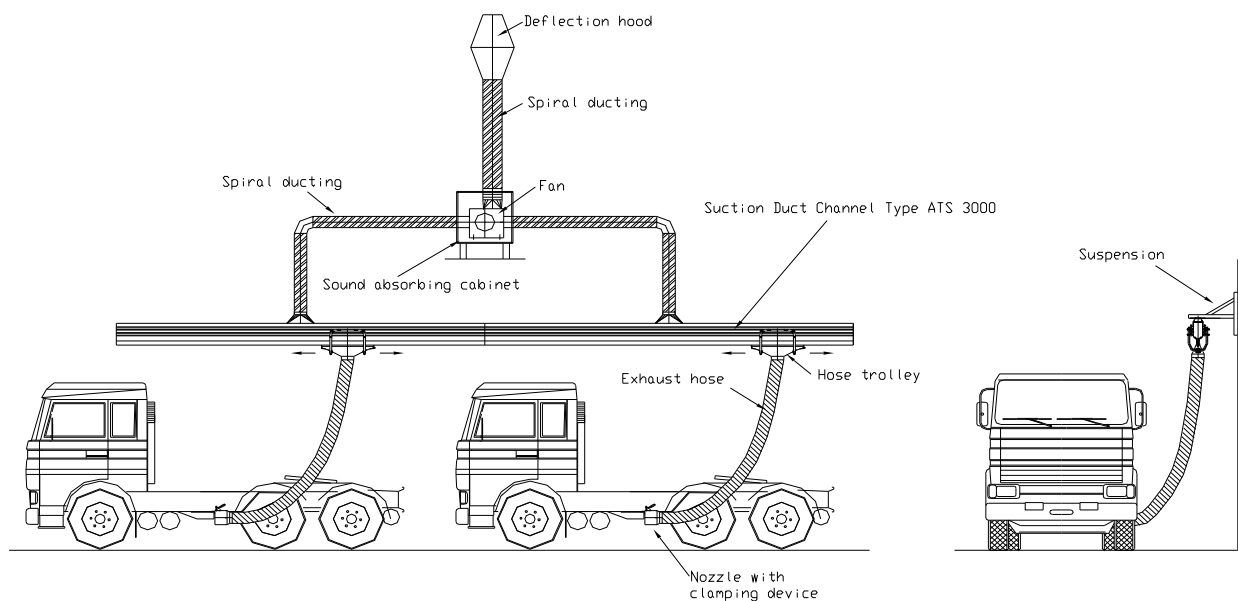









We care about you !








Exhaust Extraction Systems for BIG TRUCKS and CONSTRUCTION MACHINES





















Part No.	Description	Price	Photo
200-001	Slotted Suction Channel Type ATS 3000 Section 440cm ² , made of Aluminium Standard Length: 6m Weight: ~20kg/m Slotted Channel Includes: Stainless Steel Spring Clamps, Neoprene Sealing Lips Temp. resistant up to +200°C		
210-004	Stiffener for Suction Channel (necessary every 2m)		
210-001	Duct Connector Type ATS 3000 zinc coated steel		
110-011	Duct Connection Plate stabilized the duct connection		
210-005	End Cover Type ATS 3000 made of Aluminium		
110-003	Limit Stop Type ATS 3000 1 Set = 4 Pcs		
223-200 223-250	Air Duct Connection Front Type SSR3 zinc coated steel Ø 200mm Ø 250mm		
120-200 120-250	Air Duct Connection Top Type OOR3 zinc coated steel Ø 200mm Ø 250mm		











Part No.	Description	Price	Photo
110-002	Bracket zinc-plated steel, for fixing the suspension on the channel		
010-002	Ceiling Suspension zinc-plated steel, for fixing the channel directly to the ceiling		
130-050 130-100 130-200	Slotted Duct Suspension V-shape (without bracket and fixing angle) 1 Set = 2 Pipes up to = 500mm up to = 1000mm up to = 2000mm		
131-050 131-100 131-200	Longitudinal Stiffener to stabilize the duct suspension up to = 500mm up to = 1000mm up to = 2000mm		
131-017 131-018	Mounting Profile galvanized steel, completely with mounting clamps for I-beams Length = 300mm Length = 500mm		
132-600 132-000	Wall Bracket galvanized steel, to suspension of the channel Length = 600mm Length = 1000mm		











Part No.	Bezeichnung	Preis	Bild
143-200 141-200	<p>Hose Trolley Type ATS 3000 With galvanized steel frame, with 8 ball-bearned nylon wheels, cast aluminium nozzle with stainless steel sliding plates.</p> <p><u>without shut-off valve</u> Hose connection Ø 200mm</p> <p><u>with shut-off valve</u> Hose connection Ø 200mm</p>		
153-041	<p>Spring Balancer Type ATS 3000 with conical drum, with ratchet and accessories</p> <p>Rope length: 8,0m Retracting force: 8,5 - 15kg</p>		
153-002	<p>Balancer Support Type ATS 3000</p> <p>for hose trolley Type ATS 3000</p>		
1410-200	<p>Swivel Connector for Exhaust Gas Hose zinc coated steel Ø200mm</p>		
932-200	<p>Exhaust Gas Nozzle with Clamping Device for Trucks Made of Aluminium. Nozzle comes with protection grid. for Hose Ø200mm</p>		
932-201	<p>Exhaust Gas Nozzle with Clamping Device for Trucks Made of Stainless steel. Nozzle comes with protection grid. for Hose Ø200mm / opening Ø250</p>		
1100-200E	<p>Exhaust Gas Funnel on Stand Made of Stainless Steel, with stand. Adjustable 100up to 500mm. Intake opening: 300 x 200mm for Hose Ø200mm</p>		
1110-200	<p>Exhaust Gas Funnel on Stand Made of zinc coated steel sheet, with stand. Adjustable 100 up to 500mm.</p> <p>for Hose Ø200 / Intake opening Ø300</p>		
933-200 933-200E	<p>Extraction-Adapter for Stack-Pipes Length ~ 2m, made of zinc coated steel, with handle. (E = made of Stainless Steel) for Hose Ø200 / Intake opening Ø300 for Hose Ø200 / Intake opening Ø300</p>		








Part No.	Description	Price	Photo
<p>964-200</p>	<p>Exhaust Gas Hose Type TR High-quality exhaust gas hose made of TPE coated polyester fabric with outside nylon helix covered by an extremely wear-resistant scuff strip. Temperature rated up to 200°C, and resistant to all exhaust gases, fuels and oils. Super Lightweight and highly flexible.</p> <p>Ø 200mm price / m Delivery in any desired length up to 15m</p>		
<p>972-200</p>	<p>Exhaust Gas Hose Type HT-300 High-quality, specially coated, high temperature fabric wall with external helix made of stainless steel. Temperature rated up to 300°C, flame resistant, resistant to all exhaust gases and oil, highly flexible.</p> <p>Ø 200mm price / m Delivery in any desired length up to 15m</p>		
<p>981-200</p>	<p>Exhaust Gas Hose Type HT-500 Double-layered construction High-quality, specially coated, high temperature fabric wall with external helix made of stainless steel. Temperature rated up to 500°C, flame resistant, resistant to all exhaust gases and oil, highly flexible.</p> <p>Ø 200mm price / m Delivery in any desired length up to 15m</p>		
<p>984-200</p>	<p>Exhaust Gas Hose Type HT-800 Double-layered construction High-quality, specially coated, high temperature fabric wall with external helix made of stainless steel. Temperature rated up to 800°C, flame resistant, resistant to all exhaust gases and oil, highly flexible.</p> <p>Ø 200mm price / m Delivery in any desired length up to 15m</p>		
<p>987-200</p>	<p>Exhaust Gas Hose Type HT-1100 Triple-layered construction High-quality, specially coated, high temperature fabric wall with external helix made of stainless steel. Temperature rated up to 1100°C, flame resistant, resistant to all exhaust gases and oil.</p> <p>Ø 200mm price / m Delivery in any desired length up to 15m</p>		









Part No.	Description	Price	Photo
955-200	Hose Suspension Sleeve for Hose Ø200mm		
156-200	Hose Clamp for Hose Ø200mm		
158-200	Rubber Sleeve for Hose Ø200mm		
957-200	"Female" Hose Quick Connector Type W for Hose Ø200mm		
957-201	"Male" Hose Quick Connector Type M for Hose Ø200mm		
902-200	Wall Mounted Hose Support for Hose Ø200mm		
945-200	Hose Connecting Support for Hose Ø200mm		
155-010	Rope with Ring for suspension of the exhaust gas nozzle when not in use and operation of the hose trolley valve. Standard length: 3m		



Part No.	Description	Price	Photo
810-031	Fan Type ATS 31 Cast Aluminium Pressure Blower max. 3120m ³ /h, max. 2300Pa 2,4kW - 4,55A - IP54 Weight: 47,0kg Sound level: 85 dB(A) 3~ 400V 50Hz		
852-200	Outlet Connector Ø200mm		
854-200	Intake Connector Ø200mm		
863-200	Flexible Connection (Pair) Ø200mm		
864-002	Vibration Absorbers (4 Pcs)		
855-090	Fan Bracket - Wall Type		
870-050	Motor Protection Switch 4,0 - 6,0A		
810-041	Fan Type ATS 41 Cast Aluminium Pressure Blower max. 4200m ³ /h, max. 2700Pa 3,8kW - 7,7A - IP54 Weight: 49,0kg Sound level: 89 dB(A) 3~ 400V 50Hz		
852-200	Outlet Connector Ø200mm		
854-250	Intake Connector Ø250mm		
863-250	Flexible Connection (Pair) 1Pc Ø200mm / 1Pc Ø250mm		
864-002	Vibration Absorbers (4 Pcs)		
855-090	Fan Bracket - Wall Type		
870-060	Motor Protection Switch 6,0 - 10,0A		

Part No.	Description	Price	Photo
820-250	Fan Type ATS 250 Steel sheet housing and rotor Motor: made by Siemens max. 4000m³/h, max. 1800Pa 1,5kW - 3,25A - IP54 Weightt: 60,0kg Sound level: 82dB(A) 3~ 400V 50Hz		
850-250	Outlet Connector Ø250mm		
853-250	Intake Connector Ø250mm		
863-250	Flexible Connection (Pair) Ø250mm		
864-002	Vibration Absorbers (4 Pcs)		
855-250	Fan Bracket - Wall Type		
870-040	Motor Protection Switch 2,4 - 4,0A		
820-315	Fan Type ATS 315 Steel sheet housing and rotor Motor: made by Siemens max. 6000m³/h, max. 3000Pa 3,0kW - 6,1A - IP54 Weight: 90,0kg Sound level: 87dB(A) 3~ 400V 50Hz		
850-315	Outlet Connector Ø315mm		
853-315	Intake Connector Ø315mm		
863-315	Flexible Connection (Pair) Ø315mm		
864-002	Vibration Absorbers (4 Pcs)		
855-315	Fan Bracket - Wall Type		
870-060	Motor Protection Switch 6,0 - 10,0A		

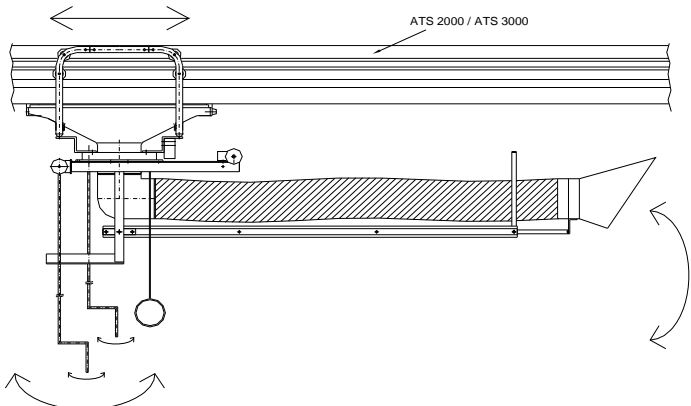
Part No.	Description	Price	Photo
820-355	Fan Type ATS 355 Steel sheet housing and rotor Motor: made by Siemens max. 7500m³/h, max. 2600Pa 4,0kW - 7,8A - IP54 Weight: 95,0kg Sound level: 90dB(A) 3~ 400V 50Hz		
850-355	Outlet Connector Ø355mm		
853-355	Intake Connector Ø355mm		
863-355	Flexible Connection (Pair) Ø355mm		
864-002	Vibration Absorbers (4 Pcs)		
855-355	Fan Bracket - Wall Type		
870-060	Motor Protection Switch 6,0 - 10,0A		
820-400	Fan Type ATS 400 Steel sheet housing and rotor Motor: made by Siemens max.10000m³/h, max.2400Pa 7,5kW - 13,8A - IP54 Weight: 120,0kg Sound level: 91dB(A) 3~ 400V 50Hz		
850-400	Outlet Connector Ø400mm		
853-400	Intake Connector Ø400mm		
863-400	Flexible Connection (Pair) Ø400mm		
864-002	Vibration Absorbers (4 Pcs)		
855-400	Fan Bracket - Wall Type		
870-070	Motor Protection Switch 10,0 - 16,0A		

Part No.	Description	Price	Photo
<p>890-100</p> <p>890-125</p>	<p>Sound Absorbing Cabinet Zinc coated steel frame construction with soundproof wall panels and inspection door.</p> <p>Sound damping ~ 15-18 dB(A) Type WN 100 (for Fan ATS 31, 41, 250) Dimension: 920 x 920 x 920mm</p> <p>Type WN 125 (for Fan ATS 315 - 400) Dimension: 1170 x 1170 x 1170mm</p>		
870-700	Safety Switch		
890-101	Wall Bracket f. Sound Absorbing Cabinet galvanized steel profile for Type WN 100 / 125		
<p>891-200</p> <p>891-250</p> <p>891-315</p>	<p>Sound Absorber Length = 900mm</p> <p>Ø200mm Ø250mm Ø315mm</p>		
<p>893-200</p> <p>893-250</p> <p>893-315</p>	<p>Deflection Hood with rain water outlet and protective net</p> <p>Ø200mm Ø250mm Ø315mm</p>		
<p>894-200</p> <p>894-250</p> <p>894-315</p>	<p>Horizontal Outlet zinc coated steel with protective net</p> <p>Ø200mm Ø250mm Ø315mm</p>		
<p>895-200</p> <p>895-250</p> <p>895-315</p>	<p>Roof Penetration zinc coated steel, for flat roof type For customized design 25% extra charge.</p> <p>Ø200mm Ø250mm Ø315mm</p>		
<p>896-200</p> <p>896-250</p> <p>896-315</p>	<p>Wall Penetration zinc coated steel</p> <p>Ø200mm Ø250mm Ø315mm</p>		

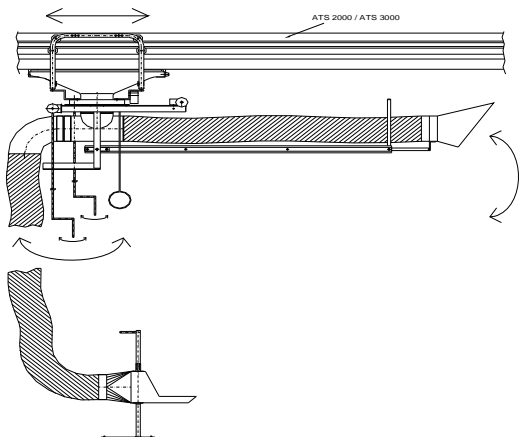
Part No.	Description	Price	Photo
1021-200 1021-250 1021-315	Spiral Duct DIN 24145 zinc coated steel Delivery length: 3m Ø200mm price / m Ø250mm price / m Ø315mm price / m		
1022-200 1022-250 1022-315	Duct Bend 90° Ø200mm Ø250mm Ø315mm		
1023-200 1023-250 1023-315	Duct Bend 45° Ø200mm Ø250mm Ø315mm		
1024-200 1024-250 1024-315	T-Piece 90° for Duct Ø200mm Ø250mm Ø315mm		
1025-314 1025-315	Reducing Joint Ø250 - 200mm Ø315 - 250mm		
1027-200 1027-250 1027-315	Duct Damper manual operated Ø200mm Ø250mm Ø315mm		
1027-201 1027-251 1027-316	Shut-Off Valve with rope and ring Ø200mm Ø250mm Ø315mm		
1028-200 1028-250 1028-315	Connector for Spiral Duct Ø200mm Ø250mm Ø315mm		
1029-200 1029-250 1029-315	Connector for Pipe Fittings Ø200mm Ø250mm Ø315mm		

Part No.	Description	Price	Photo
1032-200 1032-250 1032-315	Mounting Bracket Ø200mm Ø250mm Ø315mm		
1026-000	Sealing Tape, self adhesive Length: 20m, Width 50mm		

Trolley with Suction Arm for Trucks with top Exhaust

284-200	Suction Trolley with Arm for Trucks with Top Exhaust consist of: Suction trolley ø200mm with swiveling, extraction arm ø200mm, L=2m, and adjustable hood for top exhaust.	

Combo Suction Trolley for Trucks with bottom / top Exhaust

283-200	Combo Suction Trolley for Trucks with Bottom / Top Exhaust consist of: Suction trolley ø200mm with swiveling, extraction arm ø200mm, L=2m, and adjustable hood for top exhaust, by-pass piece, hose ø200, L=5m, with exhaust nozzle and stainless steel hood on stand for bottom exhaust	

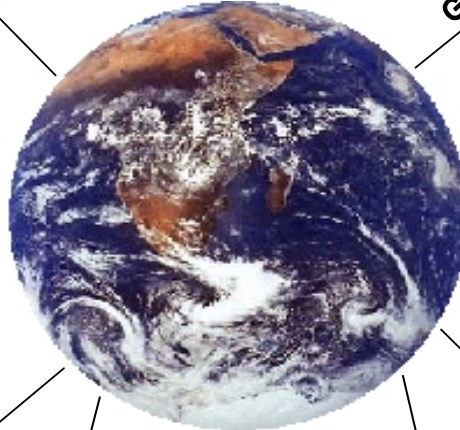
We care about you !



China


Russia

Germany



Austria

India



Switzerland

USA

Belgium



Australia

Spain



We care about you !

